
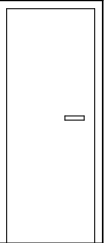
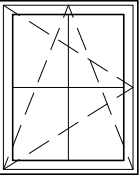
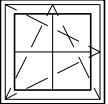



OZNACZENIE NA RYSUNKU		Dz	D1	D2	D3	DT	01	02	0D
									
WYMIARY OTWORU W MURZE (mm)	S ₀	900	900	800	800	1600	1200	900	780
	H ₀	2070	2070	2070	2070	2200	1500	900	1400
WYMIARY ZEWEŹRZNE OŚCIEŻNICY (mm)	S _Z	880	880	780	780	1565	1165	865	-
	H _Z	2050	2050	2050	2050	2135	1435	835	-
ILOŚĆ SZTUK OGÓŁEM		1L	3L	3L	1P	1	3	2	4