

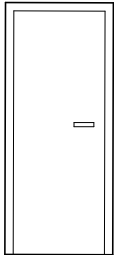

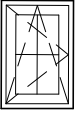
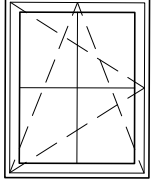



OZNACZENIE NA RYSUNKU		Dz	D1	D2	D3	01	02	0D
								
WYMIARY OTWORU W MURZE (mm)	S <sub>0</sub>	900	900	800	1600	600	1200	780
	H <sub>0</sub>	2070	2070	2070	2200	900	1500	1400
WYMIARY ZEWNĘTRZNE OŚCIEŻNICY (mm)	S <sub>Z</sub>	880	880	780	1565	865	1165	-
	H <sub>Z</sub>	2050	2050	2050	2135	835	1435	-
ILOŚĆ SZTUK OGÓŁEM		1L	1P	2P,1L	1	1	4	1